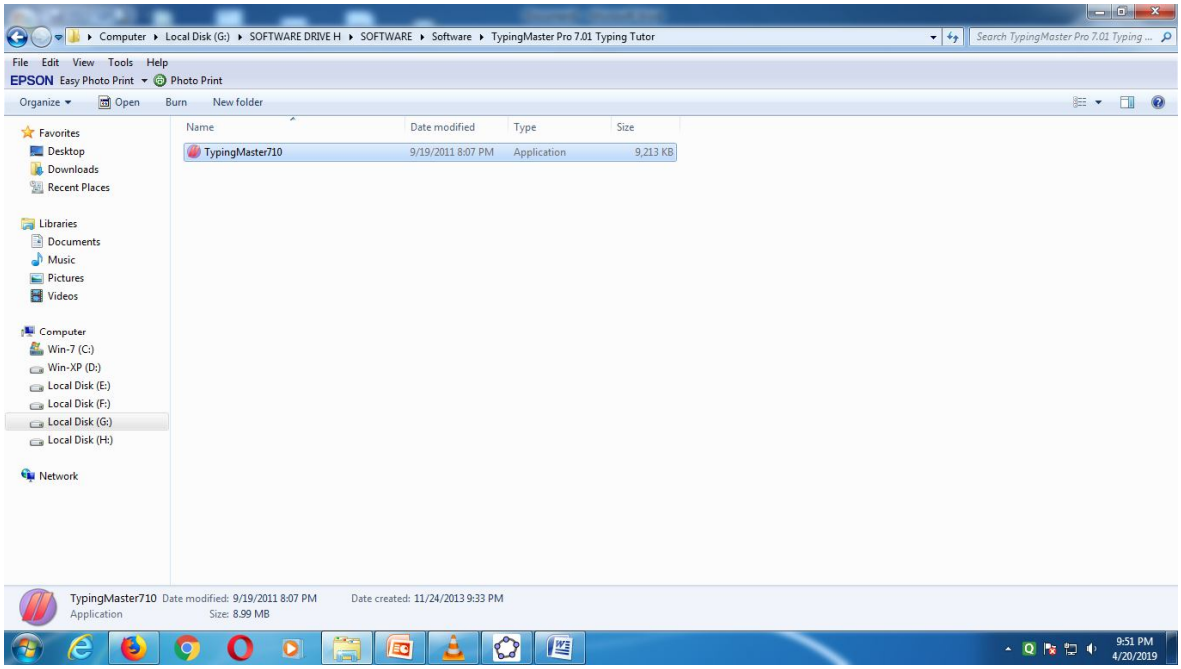
Computer ▸ Local Disk (G:) ▸ SOFTWARE DRIVE H ▸ SOFTWARE ▸ Software ▸ TypingMaster Pro 7.01 Typing Tutor
Search TypingMaster Pro 7.01 Typing ...
File Edit View Tools Help
EPSON Easy Photo Print
Photo Print
Organize
Open
Burn
New folder
Name
Date modified
Type
Size
TypingMaster710
9/19/2011 8:07 PM
Application
9,213 KB
Favorites
Desktop
Downloads
Recent Places
Libraries
Documents
Music
Pictures
Videos
Computer
Win-7 (C:)
Win-XP (D:)
Local Disk (E:)
Local Disk (F:)
Local Disk (G:)
Local Disk (H:)
Network
TypingMaster710 Date modified: 9/19/2011 8:07 PM
Date created: 11/24/2013 9:33 PM
Application
Size: 8.99 MB
9:51 PM
4/20/2019

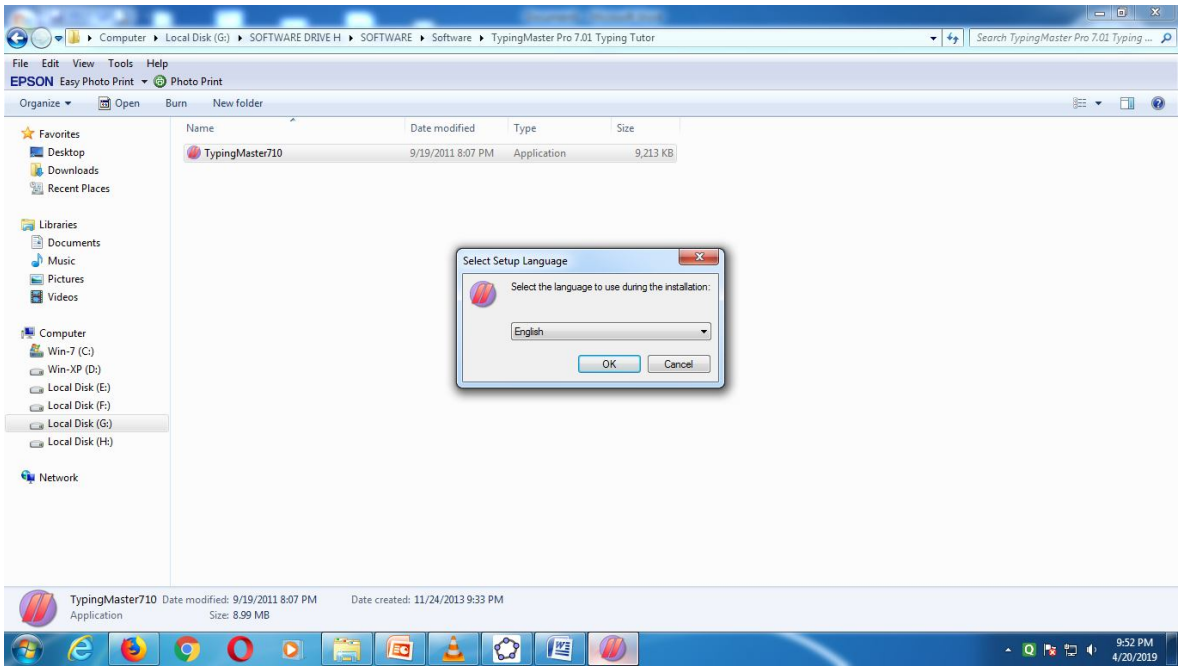
Computer ▸ Local Disk (G:) ▸ SOFTWARE DRIVE H ▸ SOFTWARE ▸ Software ▸ TypingMaster Pro 7.01 Typing Tutor
Search TypingMaster Pro 7.01 Typing ...
File Edit View Tools Help
EPSON Easy Photo Print
Photo Print
Organize
Open
Burn
New folder
Name
Date modified
Type
Size
TypingMaster710
9/19/2011 8:07 PM
Application
9,213 KB
Select Setup Language
Select the language to use during the installation:
English
OK
Cancel
TypingMaster710 Date modified: 9/19/2011 8:07 PM
Date created: 11/24/2013 9:33 PM
Application
Size: 8.99 MB
9:52 PM
4/20/2019

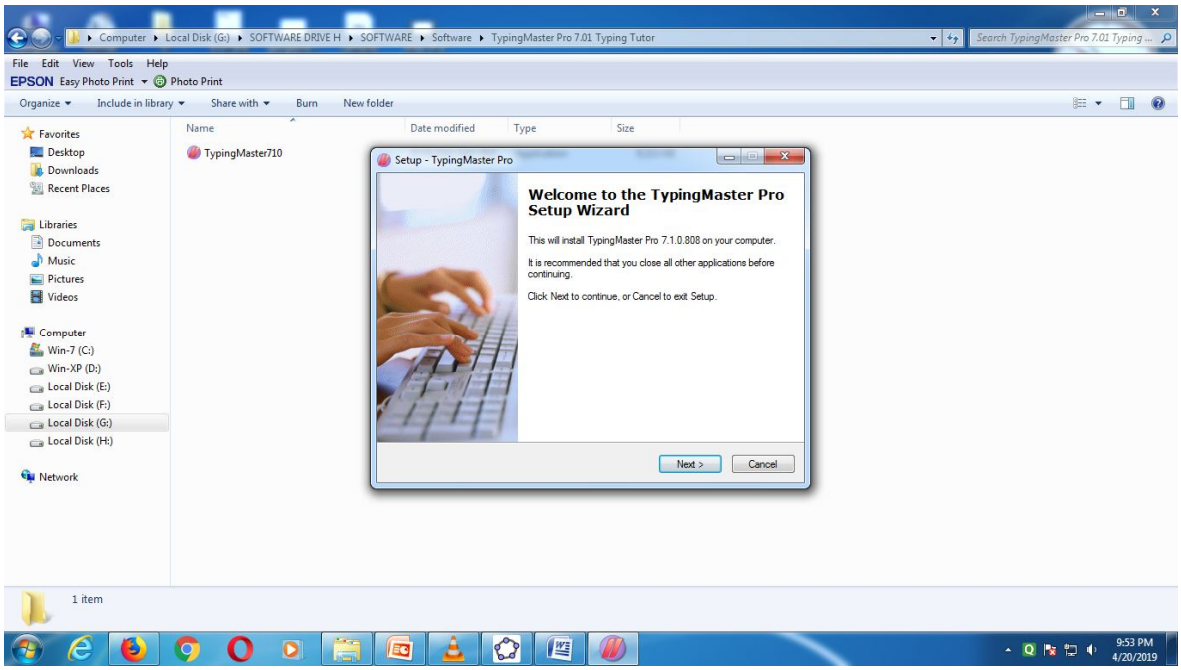
Computer ▸ Local Disk (G:) ▸ SOFTWARE DRIVE H ▸ SOFTWARE ▸ Software ▸ TypingMaster Pro 7.01 Typing Tutor
File Edit View Tools Help
EPSON Easy Photo Print Photo Print
Organize Include in library Share with Burn New folder
Name Date modified Type Size
TypingMaster710
Setup - TypingMaster Pro
Welcome to the TypingMaster Pro Setup Wizard
This will install TypingMaster Pro 7.1.0.808 on your computer.
It is recommended that you close all other applications before continuing.
Click Next to continue, or Cancel to exit Setup.
Next >
Cancel
1 item
9:53 PM
4/20/2019

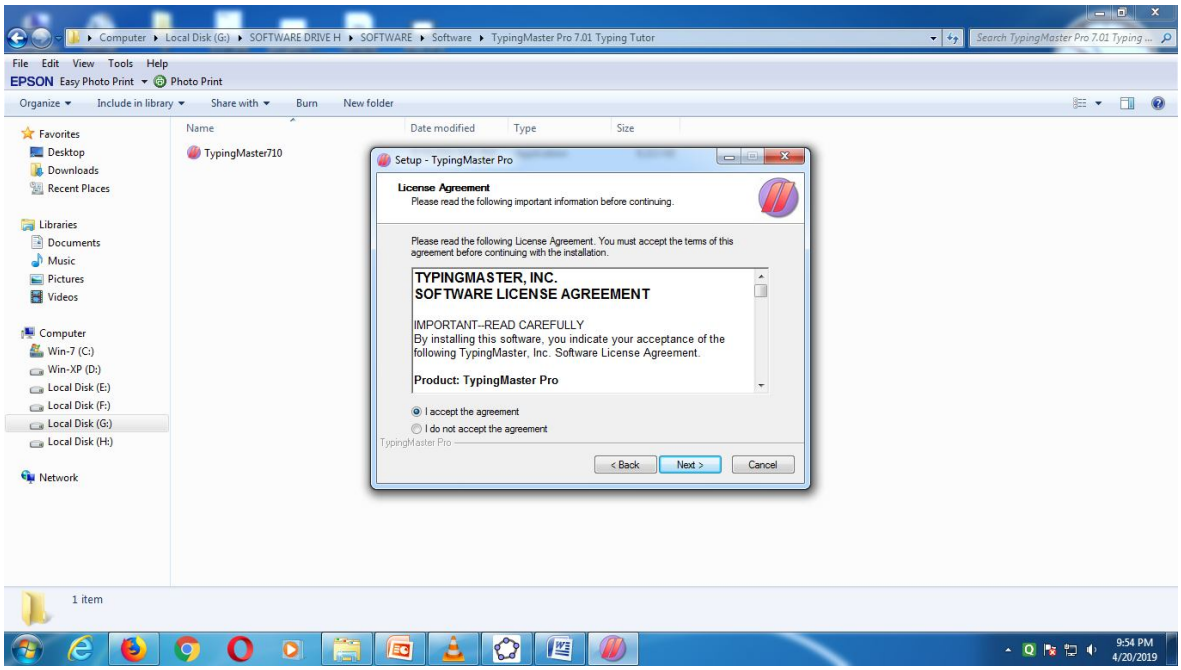
Computer ▸ Local Disk (G:) ▸ SOFTWARE DRIVE H ▸ SOFTWARE ▸ Software ▸ TypingMaster Pro 7.01 Typing Tutor
File Edit View Tools Help
EPSON Easy Photo Print Photo Print
Organize Include in library Share with Burn New folder
Name Date modified Type Size
TypingMaster710
Setup - TypingMaster Pro
License Agreement
Please read the following important information before continuing.
Please read the following License Agreement. You must accept the terms of this agreement before continuing with the installation.
TYPINGMASTER, INC.
SOFTWARE LICENSE AGREEMENT
IMPORTANT--READ CAREFULLY
By installing this software, you indicate your acceptance of the following TypingMaster, Inc. Software License Agreement.
Product: TypingMaster Pro
I accept the agreement
I do not accept the agreement
TypingMaster Pro
< Back
Next >
Cancel
1 item
9:54 PM
4/20/2019

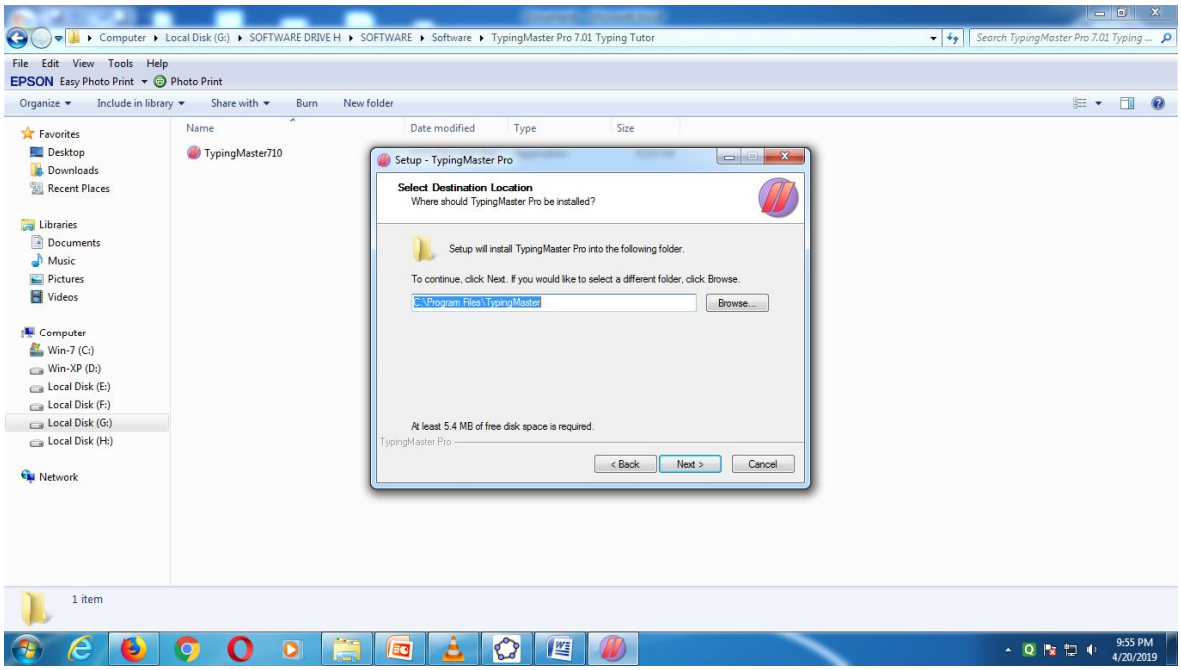
Computer ▸ Local Disk (G:) ▸ SOFTWARE DRIVE H ▸ SOFTWARE ▸ Software ▸ TypingMaster Pro 7.01 Typing Tutor
Search TypingMaster Pro 7.01 Typing ...
File Edit View Tools Help
EPSON Easy Photo Print Photo Print
Organize Include in library Share with Burn New folder
Favorites
Desktop
Downloads
Recent Places
Libraries
Documents
Music
Pictures
Videos
Computer
Win-7 (C:)
Win-XP (D:)
Local Disk (E:)
Local Disk (F:)
Local Disk (G:)
Local Disk (H:)
Network
Name
Date modified
Type
Size
TypingMaster710
Setup - TypingMaster Pro
Select Destination Location
Where should TypingMaster Pro be installed?
Setup will install TypingMaster Pro into the following folder.
To continue, click Next. If you would like to select a different folder, click Browse.
C:\Program Files\TypingMaster
Browse...
At least 5.4 MB of free disk space is required.
TypingMaster Pro
< Back
Next >
Cancel
1 item
9:55 PM
4/20/2019

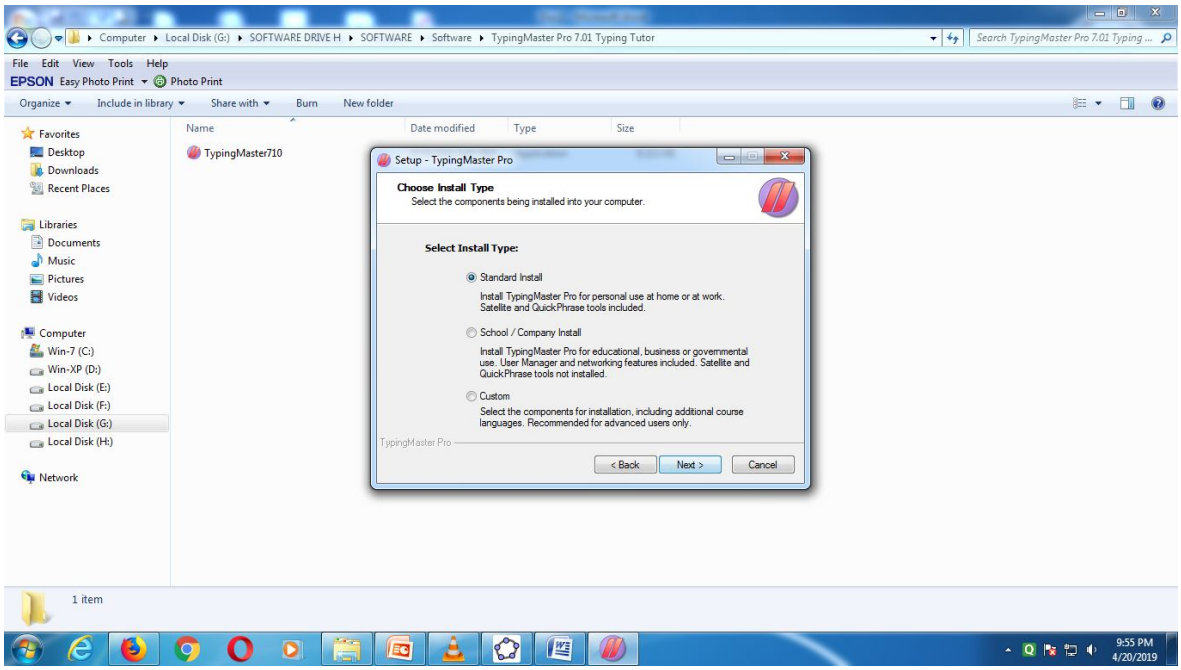
Computer ▸ Local Disk (G:) ▸ SOFTWARE DRIVE H ▸ SOFTWARE ▸ Software ▸ TypingMaster Pro 7.01 Typing Tutor
Search TypingMaster Pro 7.01 Typing ...
File Edit View Tools Help
EPSON Easy Photo Print Photo Print
Organize Include in library Share with Burn New folder
Favorites
Desktop
Downloads
Recent Places
Libraries
Documents
Music
Pictures
Videos
Computer
Win-7 (C:)
Win-XP (D:)
Local Disk (E:)
Local Disk (F:)
Local Disk (G:)
Local Disk (H:)
Network
Name
Date modified
Type
Size
TypingMaster710
Setup - TypingMaster Pro
Choose Install Type
Select the components being installed into your computer.
Select Install Type:
Standard Install
Install TypingMaster Pro for personal use at home or at work. Satellite and QuickPhrase tools included.
School / Company Install
Install TypingMaster Pro for educational, business or governmental use. User Manager and networking features included. Satellite and QuickPhrase tools not installed.
Custom
Select the components for installation, including additional course languages. Recommended for advanced users only.
TypingMaster Pro
< Back
Next >
Cancel
1 item
9:55 PM
4/20/2019

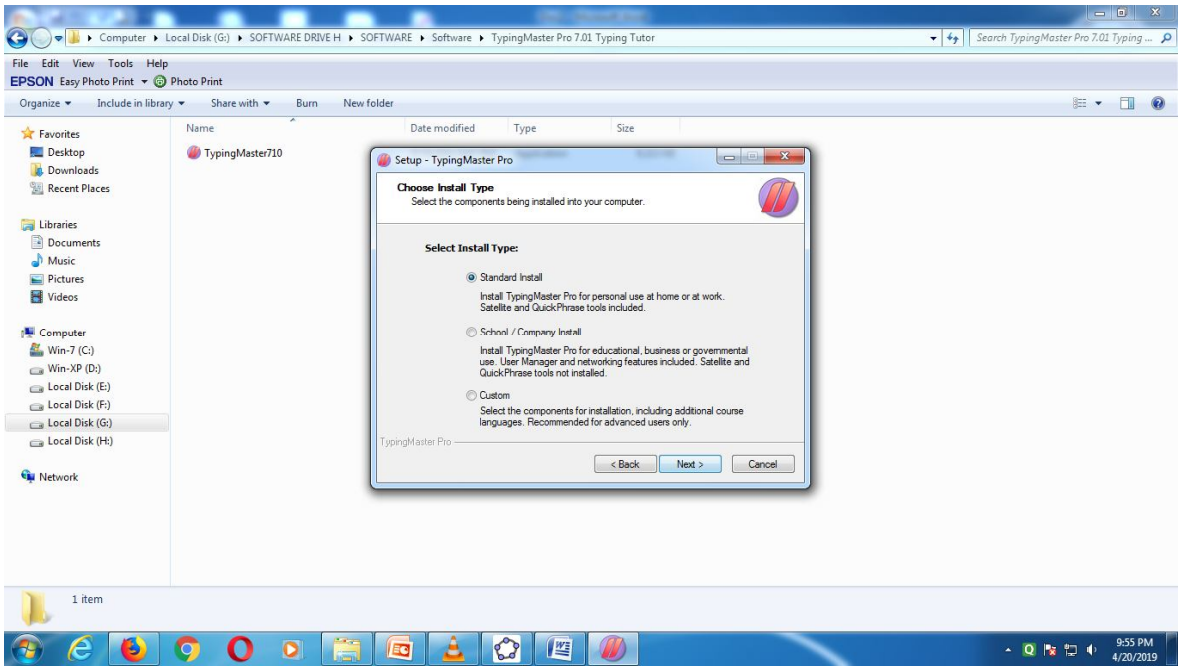
Computer ▸ Local Disk (G:) ▸ SOFTWARE DRIVE H ▸ SOFTWARE ▸ Software ▸ TypingMaster Pro 7.01 Typing Tutor
Search TypingMaster Pro 7.01 Typing ...
File Edit View Tools Help
EPSON Easy Photo Print Photo Print
Organize Include in library Share with Burn New folder
Favorites
Desktop
Downloads
Recent Places
Libraries
Documents
Music
Pictures
Videos
Computer
Win-7 (C:)
Win-XP (D:)
Local Disk (E:)
Local Disk (F:)
Local Disk (G:)
Local Disk (H:)
Network
Name
Date modified
Type
Size
TypingMaster710
Setup - TypingMaster Pro
Choose Install Type
Select the components being installed into your computer.
Select Install Type:
Standard Install
Install TypingMaster Pro for personal use at home or at work. Satellite and QuickPhrase tools included.
School / Company Install
Install TypingMaster Pro for educational, business or governmental use. User Manager and networking features included. Satellite and QuickPhrase tools not installed.
Custom
Select the components for installation, including additional course languages. Recommended for advanced users only.
TypingMaster Pro
< Back
Next >
Cancel
1 item
9:55 PM
4/20/2019

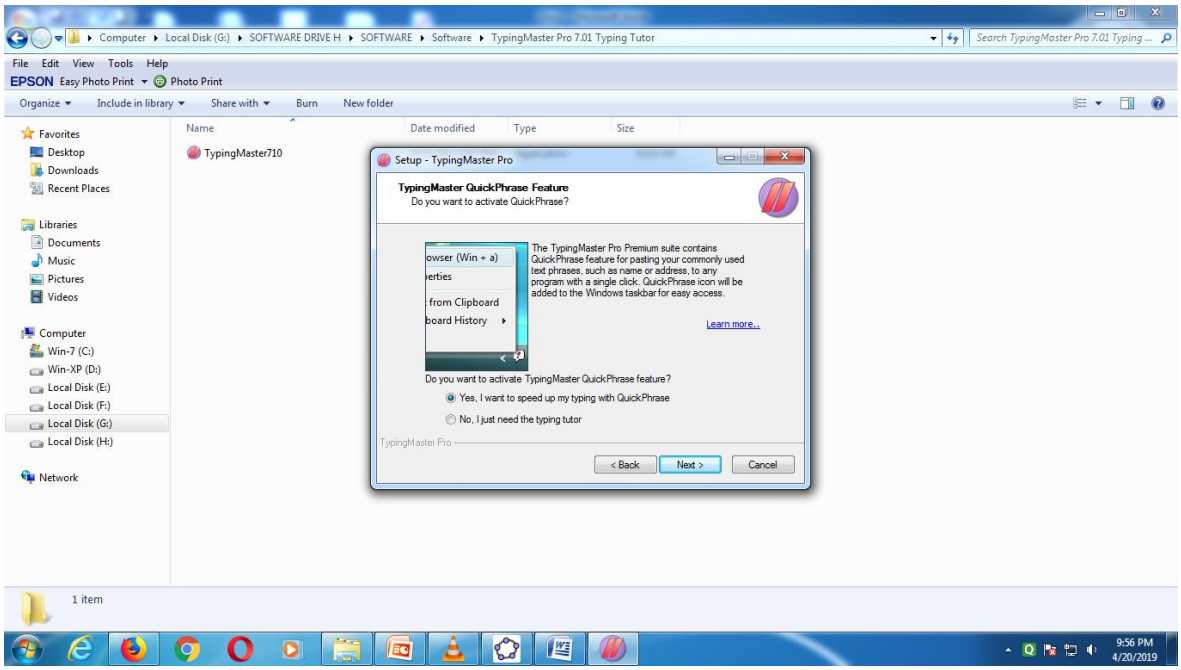
Computer ▸ Local Disk (G:) ▸ SOFTWARE DRIVE H ▸ SOFTWARE ▸ Software ▸ TypingMaster Pro 7.01 Typing Tutor
Search TypingMaster Pro 7.01 Typing ...
File Edit View Tools Help
EPSON Easy Photo Print Photo Print
Organize Include in library Share with Burn New folder
Favorites
Desktop
Downloads
Recent Places
Libraries
Documents
Music
Pictures
Videos
Computer
Win-7 (C:)
Win-XP (D:)
Local Disk (E:)
Local Disk (F:)
Local Disk (G:)
Local Disk (H:)
Network
Name
Date modified
Type
Size
TypingMaster710
Setup - TypingMaster Pro
TypingMaster QuickPhrase Feature
Do you want to activate QuickPhrase?
The TypingMaster Pro Premium suite contains QuickPhrase feature for pasting your commonly used text phrases, such as name or address, to any program with a single click. QuickPhrase icon will be added to the Windows taskbar for easy access.
Learn more...
Do you want to activate TypingMaster QuickPhrase feature?
Yes, I want to speed up my typing with QuickPhrase
No, I just need the typing tutor
TypingMaster Pro
< Back
Next >
Cancel
1 item
9:56 PM
4/20/2019

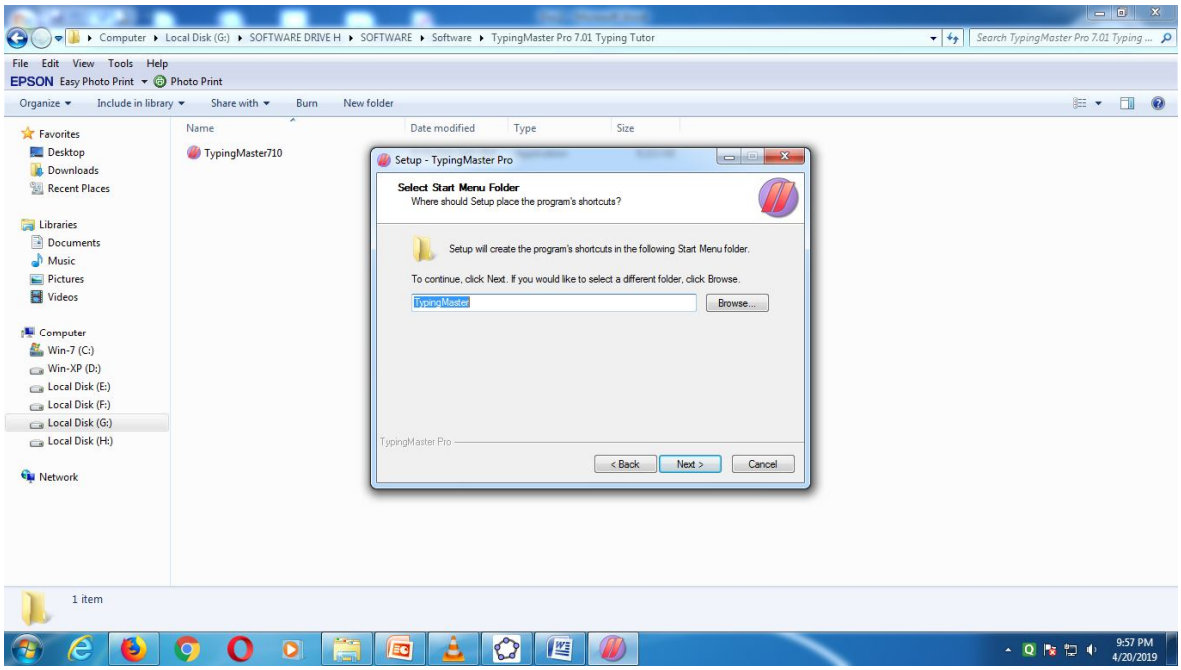
Computer ▸ Local Disk (G:) ▸ SOFTWARE DRIVE H ▸ SOFTWARE ▸ Software ▸ TypingMaster Pro 7.01 Typing Tutor
Search TypingMaster Pro 7.01 Typing ...
File Edit View Tools Help
EPSON Easy Photo Print Photo Print
Organize Include in library Share with Burn New folder
Favorites
Desktop
Downloads
Recent Places
Libraries
Documents
Music
Pictures
Videos
Computer
Win-7 (C:)
Win-XP (D:)
Local Disk (E:)
Local Disk (F:)
Local Disk (G:)
Local Disk (H:)
Network
Name
Date modified
Type
Size
TypingMaster710
Setup - TypingMaster Pro
Select Start Menu Folder
Where should Setup place the program's shortcuts?
Setup will create the program's shortcuts in the following Start Menu folder.
To continue, click Next. If you would like to select a different folder, click Browse.
TypingMaster
Browse...
TypingMaster Pro
< Back
Next >
Cancel
1 item
9:57 PM
4/20/2019

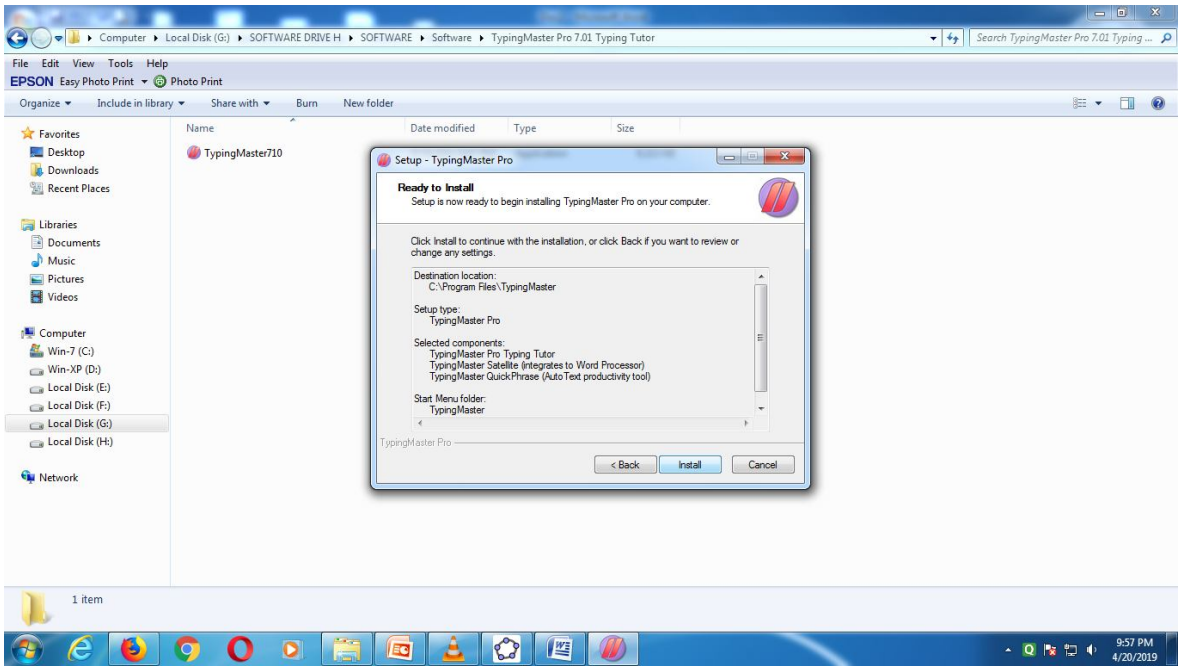
Computer ▸ Local Disk (G:) ▸ SOFTWARE DRIVE H ▸ SOFTWARE ▸ Software ▸ TypingMaster Pro 7.01 Typing Tutor
Search TypingMaster Pro 7.01 Typing ...
File Edit View Tools Help
EPSON Easy Photo Print Photo Print
Organize Include in library Share with Burn New folder
Favorites
Desktop
Downloads
Recent Places
Libraries
Documents
Music
Pictures
Videos
Computer
Win-7 (C:)
Win-XP (D:)
Local Disk (E:)
Local Disk (F:)
Local Disk (G:)
Local Disk (H:)
Network
Name
Date modified
Type
Size
TypingMaster710
Setup - TypingMaster Pro
Ready to Install
Setup is now ready to begin installing TypingMaster Pro on your computer.
Click Install to continue with the installation, or click Back if you want to review or change any settings.
Destination location:
C:\Program Files\TypingMaster
Setup type:
TypingMaster Pro
Selected components:
TypingMaster Pro Typing Tutor
TypingMaster Satellite (integrates to Word Processor)
TypingMaster QuickPhrase (AutoText productivity tool)
Start Menu folder:
TypingMaster
TypingMaster Pro
< Back
Install
Cancel
1 item
9:57 PM
4/20/2019

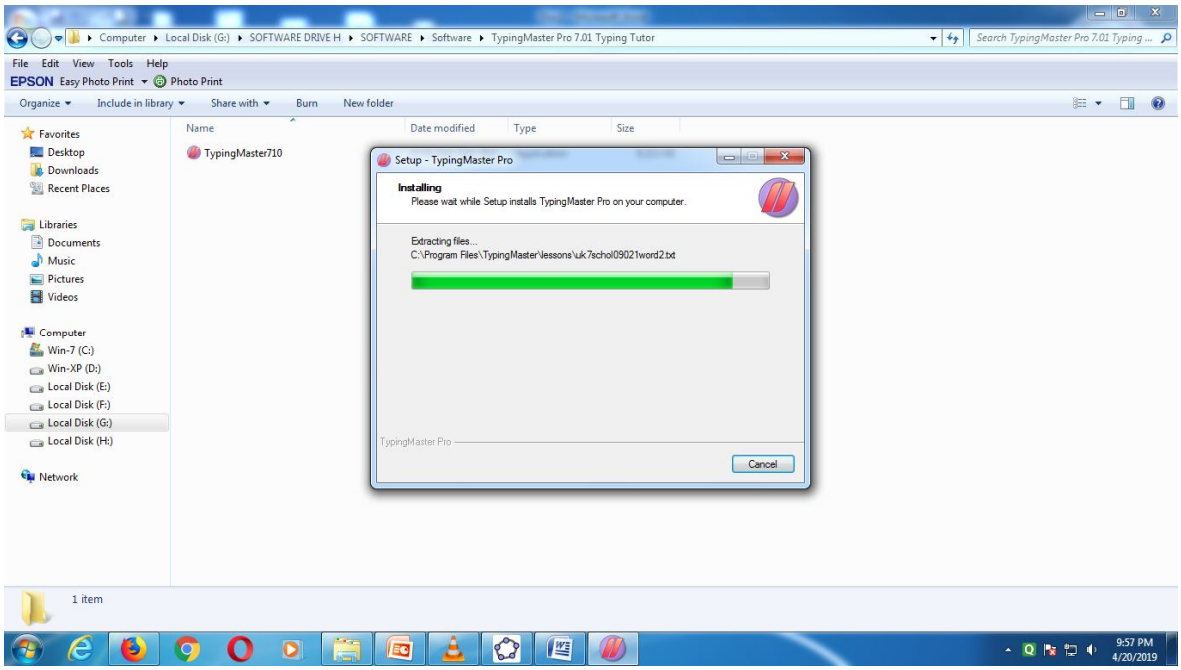
Computer ▸ Local Disk (G:) ▸ SOFTWARE DRIVE H ▸ SOFTWARE ▸ Software ▸ TypingMaster Pro 7.01 Typing Tutor
Search TypingMaster Pro 7.01 Typing ...
File Edit View Tools Help
EPSON Easy Photo Print Photo Print
Organize Include in library Share with Burn New folder
Name Date modified Type Size
TypingMaster710
Favorites
Desktop
Downloads
Recent Places
Libraries
Documents
Music
Pictures
Videos
Computer
Win-7 (C:)
Win-XP (D:)
Local Disk (E:)
Local Disk (F:)
Local Disk (G:)
Local Disk (H:)
Network
1 item
Setup - TypingMaster Pro
Installing
Please wait while Setup installs TypingMaster Pro on your computer.
Extracting files...
C:\Program Files\TypingMaster\lessons\uk7schol09021word2.txt
TypingMaster Pro
Cancel
9:57 PM
4/20/2019

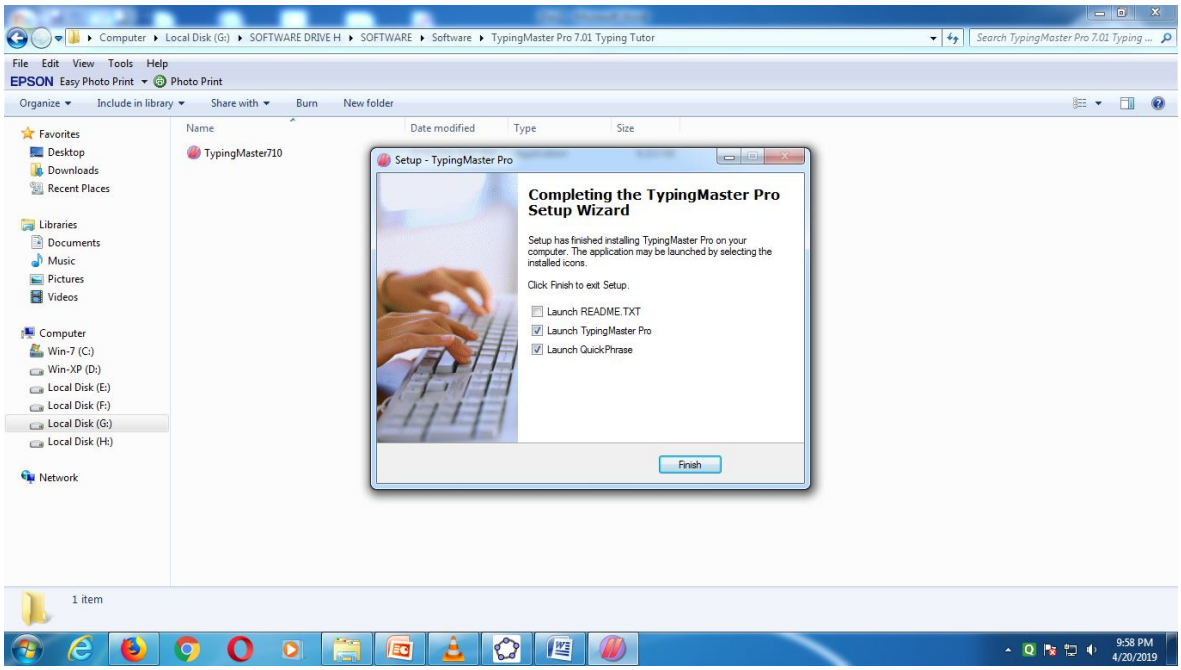
Computer ▸ Local Disk (G:) ▸ SOFTWARE DRIVE H ▸ SOFTWARE ▸ Software ▸ TypingMaster Pro 7.01 Typing Tutor
Search TypingMaster Pro 7.01 Typing ...
File Edit View Tools Help
EPSON Easy Photo Print Photo Print
Organize Include in library Share with Burn New folder
Name Date modified Type Size
TypingMaster710
Favorites
Desktop
Downloads
Recent Places
Libraries
Documents
Music
Pictures
Videos
Computer
Win-7 (C:)
Win-XP (D:)
Local Disk (E:)
Local Disk (F:)
Local Disk (G:)
Local Disk (H:)
Network
1 item
Setup - TypingMaster Pro
Completing the TypingMaster Pro Setup Wizard
Setup has finished installing TypingMaster Pro on your computer. The application may be launched by selecting the installed icons.
Click Finish to exit Setup.
Launch README.TXT
Launch TypingMaster Pro
Launch QuickPhrase
Finish
9:58 PM
4/20/2019

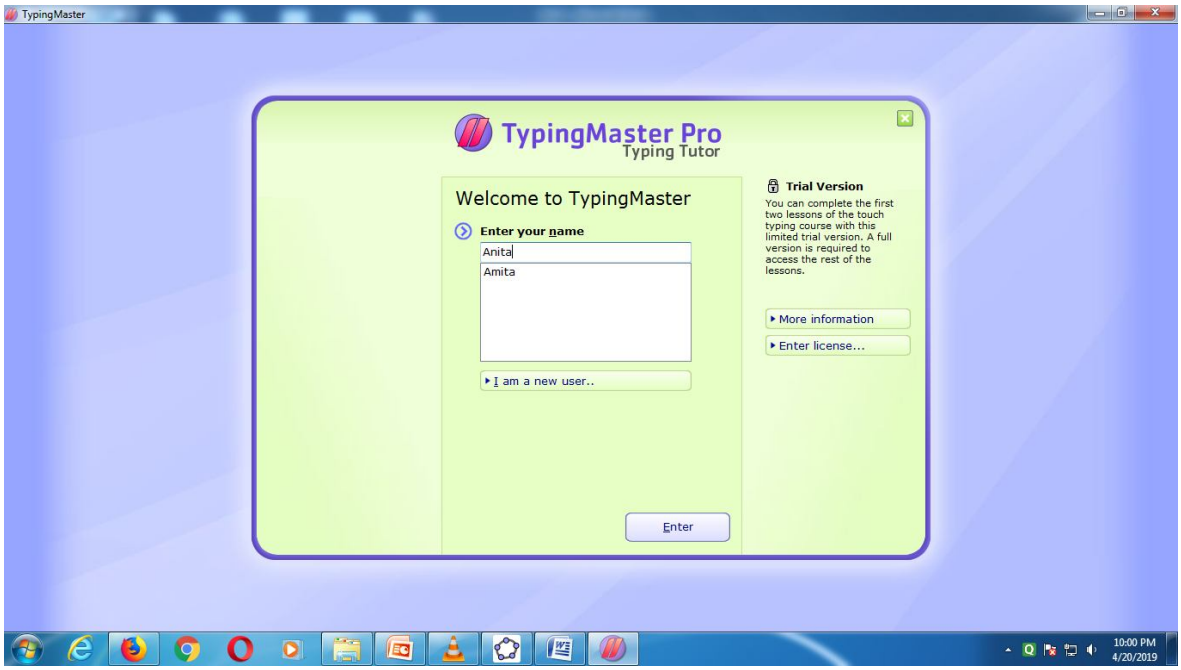
TypingMaster
TypingMaster Pro
Typing Tutor
Welcome to TypingMaster
Enter your name
Anita
Amita
I am a new user..
Enter
Trial Version
You can complete the first two lessons of the touch typing course with this limited trial version. A full version is required to access the rest of the lessons.
More information
Enter license...
10:00 PM
4/20/2019

TypingMaster
Choose Course
Close
Step 1 Touch Typing Course
In this course, you will learn the positions of the letter keys and common punctuation by heart. After completing the course you will be able to type with all ten fingers without looking at the keyboard.
Duration 3:10 - 5:20 hours
Lessons 12 lessons
Progress Not started
Start Course
Step 2 Launch Satellite for Skills Tracking
Step 3 Speed Building Course
Step 4 Numbers, Special Marks and 10-Key Pad Courses
Course
Review
Typing Test
Games
Statistics
Satellite
Settings
Information
Trial Version
TypingMaster
10:01 PM
4/20/2019